




PRASA PROJECT



**CONFIDENTIAL INFORMATION**

This document and the information contemplated therein have to be considered as Confidential Information pursuant to the provisions of Clause 25 of the MSA, and treated as such.

**APPLICATION REFERENCE**

MOUNTING	DESCRIPTION	STATION	CAR TYPE						WORK INSTRUCTION	SAFETY ? 
			TC1	M4	M1	M2	M3	TC2		
<input checked="" type="checkbox"/>	DTR3-PROCE-18	EXTERNAL WATERTIGHTNESS	TS1010	X	X	X	X	X	PRA.TS1010.04	YES
<input type="checkbox"/>										
<input type="checkbox"/>										
<input type="checkbox"/>										
<input type="checkbox"/>										
<input type="checkbox"/>										
<input type="checkbox"/>										
<input type="checkbox"/>										

REV	DATE	MODIFICATION CONTENT	RESPONSIBLE	NAME	DATE
0	2017/06/17	ACCORDING TO IND-SAL-PRS-FRM-056_REV 01 (LAPA)	APPROVER	THABISO KOMAKO	2017/07/30
			CHECKER	TANUSS MARCONDES	2017/07/30
			COMPILER	ZANELE NOCELA	2017/07/11

TUE	CAR	OPERATOR NAME	DATE	SELF INSPECTION NUMBER	PAGES
TS225	All	MULEBA ERIC Mogedi	04/06/2024	SI.TS1010.56	01/06

Car: \_\_\_\_\_

NCR: \_\_\_\_\_

Work station: TS1010



Safety Related

Number of Car (Customer): \_\_\_\_\_

## I - Documentation and Instruments Control

### I.1 - Documentation Control

Document	Type of car						Revision	Observation	OK	Signature/Date
	TC1	M1	M2	M3	M4	TC2				
PRA.TS1010.04										N/A

### I.2 - Instruments Control

Monitoring and Measuring Instrument Control - Used for Special Process					
Instruments	Serial number	Calibration or Verification Validation Date	OK		Signature/Date

## II - Self Inspection - Items to Check

### II.1 - Items to check

Item	Picture/Drawing	Description	Acceptance criteria / Record	OK	Signature/Date
01		<p>Assembly according drawing or complementary documentation approved by GIBELA engineering</p> <p>Parameters of the record:</p> <p>1. Water pressure: Specified: Minimum 4 + 1 / -0.5 bar. Found: <u>4</u> bar</p> <p>2. Exposure time: Specified: 20 minutes Attendance: <u>19</u> minutes</p>	<p>There is no water retention in the roof or underframe. In any case, it shall be checked that there's a clear drainage path on the roof to evacuate the water after the test.</p>	✓	<p>09/06/2024</p> <p>[Signature]</p>
02		<p>After the test check watertightness of the box</p> <p>Is the box leakage free? NOTE: If there are leakage points detected, it must be recorded in the table and indicated with its location in figures below (Pg 02; 03). Provide the correction of points and then re-test, according To item 5.2 of the Test Procedure. Not occurring points leakage, annul fields of item 11</p>	<p>There is no water retention in the roof or underframe. In any case, it shall be checked that there's a clear drainage path on the roof to evacuate the water after the test.</p>	✓	<p>09/06/2024</p> <p>[Signature]</p>

# SELF INSPECTION INDUSTRIAL QUALITY

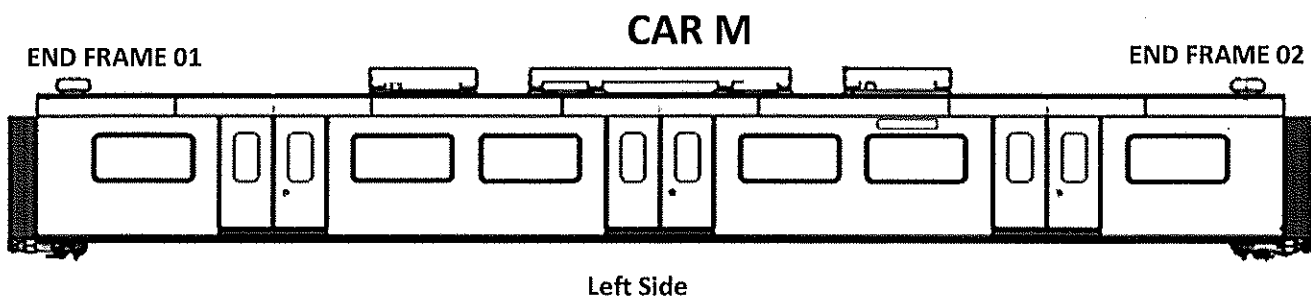
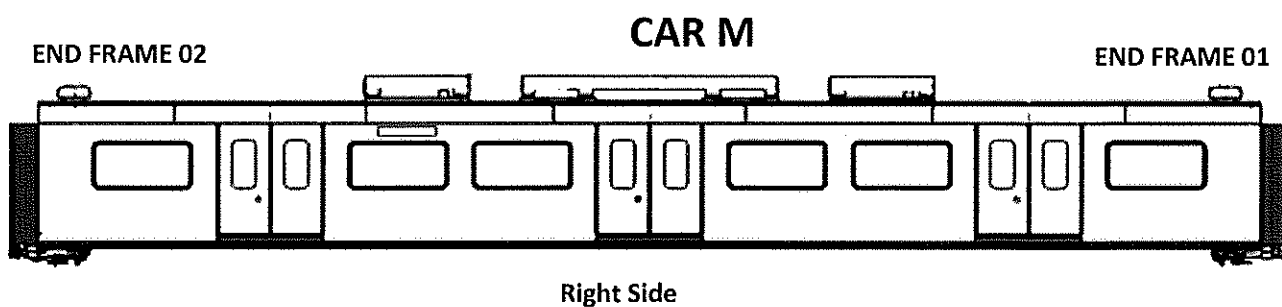
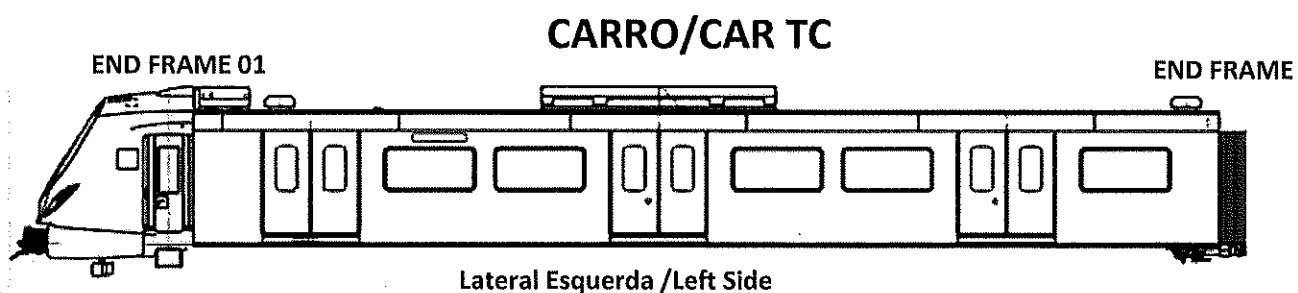
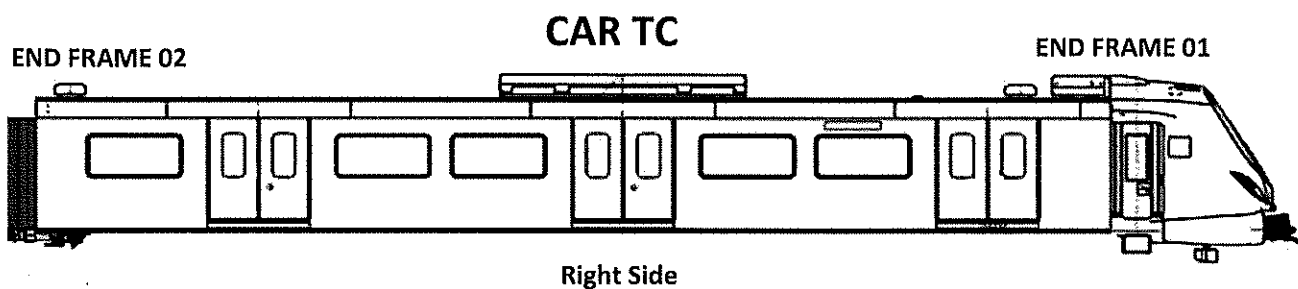
Rev.  
00  
Date  
30/07/2017

Projet:  
PRASA

SI.TS1010.56


03	-	Windows	There must be no water leakage between the structure and the window	✓			09/06/2024 [Signature]
04	-	Hvac	There must be no water leakage between the structure ,supports, corrugation and drains	✓			09/06/2024 [Signature]
05	-	Sidewall	There must be no water leakage between the structure , window and doors	✓			09/06/2024 [Signature]
06	-	Roof	There must be no water leakage between the air extrador ,corrugation, antennas and passage of cables	✓			09/06/2024 [Signature]
07	-	Air extrador	There must be no water leakage between the plate and support air extrador.	✓			09/06/2024 [Signature]
08	-	End frames	There must be no water leakage between the end frame and gangway.	✓			09/06/2024 [Signature]
09	-	Cabin junction	There must be no water leakage between the cabin, sidewall and roof	✓			09/06/2024 [Signature]
10	-	Windscreen	There must be no water leakage between the Windscreen and the mask.	✓			09/06/2024 [Signature]

ITEM	Nº Leakages	Description leakages and correction of action	OK		Signature/Date
11					



**TC**

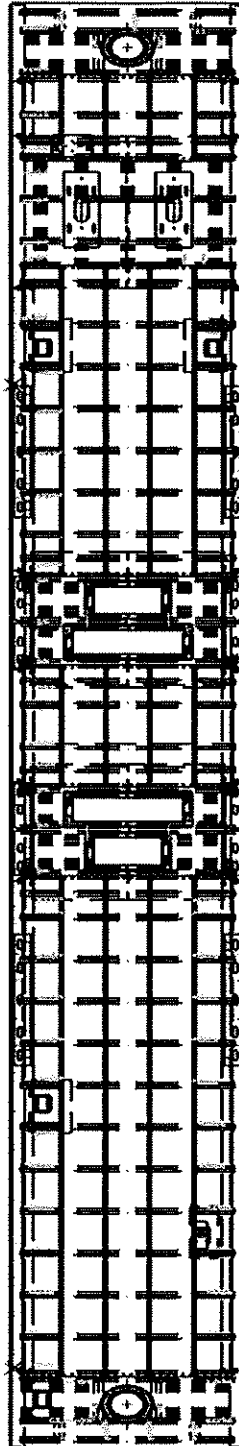
END 1



END 2

**M1 & M2**

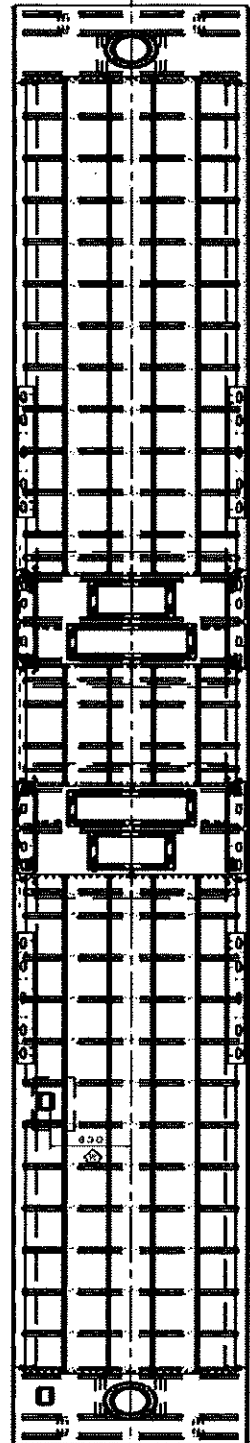
END 1



END 2

**M3 & M4**

END 1



END 2



# SELF INSPECTION INDUSTRIAL QUALITY

Rev.  
00  
Date  
30/07/2017

Projet:  
PRASA

SI.TS1010.56

## II.2 - Check List REX

Check List Items (Attached)							
Item	Picture/Drawing	Description	Criteria /Record	OK			Signature/Date
01	N/A	To complete REX	There should be no pending items in the REX	✓			

## Self Inspection - Final Result

"Is the car good to advance to the next workstation/process? (Approval of Operations Manager/Team Leader and Industrial Quality)"				DATE	NAME	SIGNATURE
HOLD POINT	GO	If activities are not complete, the missing activities must not impact the next stage!		05/06/2017	Puleng Zwane Operations Manager	
		Every auto inspection performed conforms to specification or in case of discrepancy the same is approved by the competent party.)		05/06/2017	PRASA ERIC Quality Technician	
		There are activities pendings that impact/stop the activities of the next process Obs: (To describe problems below)			Operations Manager	
		There are non-conformities impact the quality of the product and there is no corrective action defined yet.			Quality Technician	

In case of "NO GO", describe problems:

In case of "NO GO", the operations manager must define below action plan to ensure "GO":

Item	Description	Action	Responsible	Due Date	Status

Operations Manager/ Team Leader

Quality Manager/ Team Leader